



# CLERAD

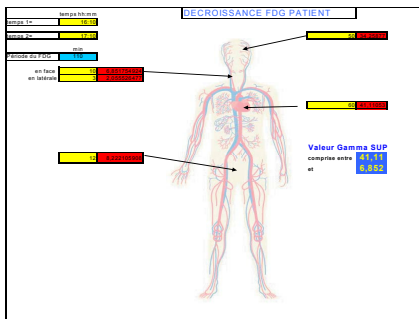
**Electromedical  
computer and  
associated  
softwares**

## Electromedical back-up: Panasonic computer



- **Handheld and compact**
- **Adapted touch screen**
- **On battery back-up**
- **Compatible with CLERAD softwares**
- **Wire line using a specific USB unit**

## Associated softwares

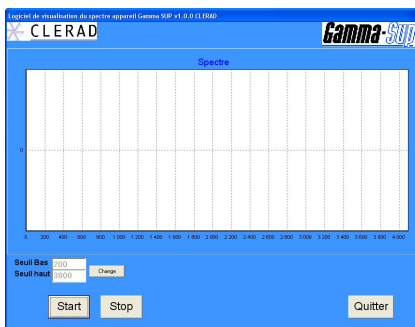
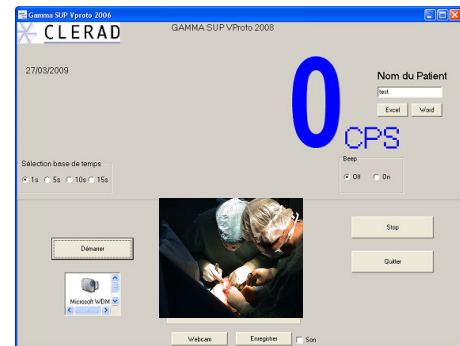


The FDG software enables to calculate the exponential decrease of the FDG activity

During the metastasis detection at the time of surgery -that last in average 1h30- it is imperative to know how to deconvolute the FDG decrease (half life = 110 min)

The Gamma Sup software enables tracability of counts during surgery

The goal of this software is to film the procedure and save on your computer all the counting data. This enables to keep a computer tracability of the surgery.



The spectrum display software

This software enables to visualize the spectrum and check the photoelectric peak position associated to a probe for any source in a few seconds. This enables to check if the probe is well calibrated.

**CLERAD –CLERMONT-FERRAND- France**

☎ + (33)4 73 74 62 40 - ☎ + (33)4 73 74 62 44 - Site : [www.clerad.fr](http://www.clerad.fr) E-mail : [clerad@clerad.fr](mailto:clerad@clerad.fr)

  
ISO 13485